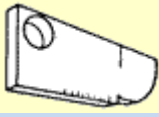
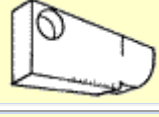














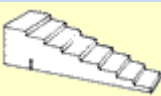

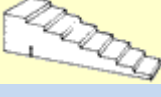






Order Code	Shape (Not to Scale)	Type	Description /Application	Standard Made To	Material Size
V1		A2 (BS)	I.I.W Calibration Standard. Calibration of Shear and compression wave probes. Checking beam angle, emergent point and resolution. Calibration of time base and gain settings.	B.S. 2704 DIN 54120 IIW (International Institute of Welding)	Steel 25x100x300mm
V1/50		A2 (BS)	Generally as V1. Thicker block minimizes side wall echoes.	BS 2704	Steel 50x100x300mm
V2 (Specify hole diameter)		A4 (BS)	Small calibration block for site checking of shear wave probes, time base and gain. 1.5mm or 5mm diameter hole target	BS 2704 IOW (Institute of Welding)	Steel 12.5x43x75mm
V2/20 (Specify hole diameter)		A4 (BS)	Generally as V2. Thicker block eliminates side wall echoes. 1.5mm or 5mm diameter hole target.	BS 2704	Steel 20x43x75mm
V2/25 (Specify hole diameter)		A4 (BS)	Generally as V2. Thicker block eliminates side wall echoes. 1.5mm or 5mm diameter hole target	BS 2704	Steel 25x43x75mm
BCB		A5 (BS)	Beam Calibration Block. Beam profile and resolution checks for shear wave probes. Sensitivity checks for shear and compression probes. 9 off 1.5mm holes.	BS 2704	Steel 50x75x305 mm
A6		A6 (BS)	Evaluating dominant frequency, pulse, length, dead zone and resolving power for shear and compression probes as BS4331 part 3, 1974.	BS 2704	Steel 25x50x150mm
RTB		A7 (BS)	Checking shear wave probe resolution as BS4331 part 3, 1974. Steps of 2,3,4 and 5mm.	BS 2704	Steel 74mm radius 75mm thick
LSW		SPECIAL	Ladder step wedge for time base calibration with thickness measuring compression probes. 8 steps from 1mm to 8mm.	Tolerance 0.05 mm 0.002	Steel 8x15x120mm
A5 Blank Type B		ESI	Determination of signal curve and beam characteristics of single crystal probes (longer range). 1.6mm diameter hole.	ESI 98-7	Steel 50x75x305mm
A5 Blank Type C		ESI	Determination of signal curve and beam characteristics of single crystal probes (longer range). 1.6mm diameter hole.	ESI 98-7	Steel 50x75x305mm
ESI-BCB N-A5		ESI	Checking twin crystal probes for sensitivity. Contains four additional 1.5mm diameter holes to A5 block.	ESI 98-2	Steel 50x75x305mm

Order Code	Shape (Not to Scale)	Type	Description /Application	Standard Made To	Material Size
ASME Thickness : 25mm 1"		ASME BCB	Setting sensitivity levels for weld testing. Sizes and locations of flaws are dependent on weld thickness.	ASME Sec. V Article 4 Fig T-434.2.1	Steel 150x60x19 mm
ASME Thickness : 50mm 2"		ASME BCB	Setting sensitivity levels for weld testing. Sizes and locations of flaws are dependent on weld thickness.	ASME Sec. V Article 4 Fig T-434.2.1	Steel 150x120x38 mm
ASME Thickness : 75mm 3"		ASME	Setting sensitivity levels for weld testing. Sizes and locations of flaws are dependent on weld thickness.	ASME Sec. V Article 4 Fig T-434.2.1	Steel 150x250x75 mm
DAC (Specify Thickness)		SPECIAL	Setting DAC characteristics for shear wave and compression wave probes. Flaws typically 1.5mm diameter holes at 20%, 40%, 60% and 80% of thickness.	Tolerance 0.06 mm 0.002"	Steel 50x75x300 mm Or Size dependent on product thickness
Ladder Step Wedge		Regular	Ladder step wedges for calibration of Ultrasonic Thickness Gauges 1 to 10 mm Steps of 1mm (10 steps)	Tolerance 0.07 mm 0.002"	Steel 200x20x10mm
Ladder Step Wedge		Regular	Ladder step wedges for calibration of Ultrasonic Thickness Gauges 2 to 20 mm Steps of 3mm (7 steps)	Tolerance 0.05 mm 0.002"	Steel 140x20x20 mm
Ladder Step Wedge		Regular	Ladder step wedges for calibration of Ultrasonic Thickness Gauges 5 to 25 mm. Steps of 5mm (5 steps)	Tolerance 0.05 mm 0.002	Steel 100x 20x25 mm
Ladder Step Wedge		Regular	Ladder step wedges for calibration of Ultrasonic Thickness Gauges ¼ " to 1" Steps of ¼" (4 steps)	Tolerance 0.05 mm 0.002"	Steel 3" x ¾" x 1"
Ladder Step Wedge		Regular	Ladder step wedges for calibration of Ultrasonic Thickness Gauges 0.10" to 0.50" Steps of 0.10" (5 steps)	Tolerance 0.05 mm 0.002"	Steel 4 ¼" x ¾" x ½"
Ladder Step Wedge		Regular	Ladder step wedges for calibration of Ultrasonic Thickness Gauges 2 to 20 mm Steps of 2mm (10 steps)	Tolerance 0.05 mm 0.002"	Steel 200x20x20 mm
Ladder Step Wedge		Regular	Ladder step wedges for calibration of Ultrasonic Thickness Gauges 1 to 8 mm Steps of 1mm (8 steps)	Tolerance 0.05 mm 0.002"	Steel 160x20x20 mm